

serie big trailers 2023

monocoque

Since 1960

ZACCARIA
QUALITY TRAILERS





range monocoque 2023

monocoque

ZACCARIA

TWO AXLES

Standard equipments:

Special steel body (4 mm. thick) and domex bottom.
Steering rear axle. Hydraulic parking stand.
Hydraulic tipping by distributor.
Suspension with 4 parabolic leaf springs.
Automatic brake adjuster.
Hydraulic watertight rear door.
Rear Light Bar.
PVC mudguards.
PVC tool box..
Wheel cup nuts.
Back lights and lateral lights.
Single cylinder for tipping.

On demand:

Driven front axle.
Hydraulic opening of the front extension side..
Steering adjuster.
LED Lights..
Rear tipping operated by gear pump and PTO shaft
Manual PVC Cover.

TWO AXLES MONOCOQUE



STANDARD COLOURS monocolour

- BODY RED ZACCARIA
- CHASSIS: GREEN
- Green ● Yellow ● Blue NH
- Black ● Grey JC246

OPTIONALS:

- Edging Body and Rear Door GREY
- metallic
- personalized

MODEL	BODY SIZES cm	VOLUME m ³	TARE Tons	GROSS W. Tons	N° Cylinders TIPPING	BRAKE SIZES	TIRES	LOADING PLATFORM HEIGHT cm	BRAKE
ZAM 110 DP	480x245x135	13,5	3.2	11	1	300x90 8 Studs	385/55 R19,5 new	115	Pneumatic
ZAM 110 DI									Hydraulic

monocoque

**SUITABLE FOR TRASPORTING
CEREALS & PRODUCTS
SELF-PROPELLED**

TWO AXLES ACTIVE VERSION

Standard equipments:

Steering rear axle
Hydraulic parking stand.
Rear tipping with 1 cylinder.
Hydraulic tipping by distributor.
Parabolic leaf spring suspension.
Automatic brake adjuster.
Hydraulic watertight rear door.
Galvanized industrial type light bar.
PVC mudguards.
Tires with Steel Structure.
PVC tool box.

On demand:

Hydraulic opening of the front extension side.
Rear door for cereals.
Electro-hydraulic push button panel
for all hydraulic functions.
Steering adjuster. Manual PVC Cover.
Pneumatically operated PVC lateral cover.
Pneumatically operated PVC lateral cover with rapid-release system
and hard structure (H 20 cm). Gear pump operated by hydraulic motor.
Rear tipping operated by gear pump and PTO shaft
controlled from driver's seat.
Aluminium extension sides H 50 cm.

ZAM 140 D2P ACTIVE

STANDARD COLOURS: monocolour

- BODY: RED ZACCARIA
- CHASSIS: GREEN
- Green JD ● YELLOW JD
- BLACK ● GREY JC246
- BLUEN NH

OPTIONALS:

- Edging Body
and Rear Door GREY
- metallic
- personalized

Galvanized light bar



Manual PVC Cover

MODEL	BODY SIZES cm	VOLUME m ³	TARE Tons	GROSS W. Tons	N°CYLINDERS TIPPING	BRAKE SIZES	TIRES	LOADING PLATFORM HEIGHT cm	BRAKE
ZAM 140 D2P Active	550x255x170	21	4.2	14	1	400x80 10 studs	560/60 R22,5 Flotation Radial new	135	Pneumatic
ZAM 140 D2I Active									Hydraulic

TWO AXLES MOTHER REGULATION VERSION

Standard equipments:

Special steel body (4 mm. thick) and Domex (high strength steels) bottom.
Tipping with tractor distributor.

Parabolic leaf spring suspension.

Industrial axles with 10 columns.

Automatic brake adjuster.

Rear Lights bar. PVC mudguards.

Hydraulic watertight rear door.

Hydraulic parking stand. N. 1 cylinder tipping.

Steering rear axle.

PVC Tool box. Tires with Steel Structure.

Back lights and sides marker lights.

Ladder. Self-adjusting levers.

Rear protection bar.

Optionals:

Stainless steel body.

Aluminium extension sides H 50 cm e H 70 cm.

Hydraulic opening of the front extension side.

Rear tipping operated by gear pump and PTO shaft controlled from driver's seat.

Gear pump operated by hydraulic motor.

Electro-hydraulic push button panel.

Steering adjuster.

Rear cereal door. LED Lights.

Kit Monitor/Camera for reversing.


K80 Towing Eye.

F3 Flanged towing eye with jointed ball.

Manual PVC Cover (H cm 30).

Pneumatically operated PVC lateral cover. (H cm 10) only with extension sides

Pneumatically operated PVC lateral cover with rapid-release system and hard structure (H 20 cm).



monocoque



STANDARD COLOURS: monocolour

- BODY: RED ZACCARIA
- CHASSIS: GREEN ZACCARIA
- GREEN JD ● YELLOW JD ● Blu NH
- BLACK ● GREY JC246

OPTIONALS:

- Edging Body and Rear Door GREY
- metallic
- personalized

MODEL	BODY SIZES cm	VOLUME m ³	TARE Tons	GROSS W. Tons	BRAKE SIZES	TIRES	SPEED approved** Europe	BODY HEIGHT WITHOUT EXTENSION SIDES cm	BRAKE
ZAM 160 P02A DM5.5	550x255x170	21	4.7	16 + vertical load max 4 Tons	406x120 industrial 10 studs	560/60R22,5 Flotation Radial New	40 Km/h	305	Pneumatic

monocoque



STANDARD COLOURS: monocolour

- BODY: RED ZACCARIA
- CHASSIS: GREEN ZACCARIA
- GREEN JD ● YELLOW ● Blu NH
- BLACK ● GREY JC246

OPTIONALS:

- Edging Body and Rear Door GREY
- metallic
- personalized

Pneumatically operated PVC lateral cover with rapid-release system and hard structure (H cm 20) only with extension sides.

TWO AXLES MOTHER REGULATION VERSION

Standard equipments:

Special steel body (4 mm. thick) and Domex (high strength steels) bottom. Tipping by tractor distributor.

Independent Hydraulic Suspensions SIDRA 9T.

Industrial axles with 10 columns.

Automatic brake adjuster.

Rear Light Bar. PVC mudguards.

Hydraulic watertight rear door.

Hydraulic parking stand. N. 2 Tipping cylinders.

Steering rear axle.

PVC Tool box. Wheel cap nuts.

Back lights and lateral lights.

Ladder. Self-adjusting levers.

Tires with Steel Structure. Rear protection bar.

Optionals:

Stainless steel body.

Aluminium extension sides H 50 cm e H 70 cm.

Hydraulic opening of the front extension side.

Rear tipping operated by gear pump and PTO shaft controlled from driver's seat. Gear pump operated by hydraulic motor.

Electro-hydraulic push button panel.

Steering adjuster.


Rear cereal door. LED Lights.

Kit Monitor/Camera for reversing.

K80 Towing Eye.

F3 Flanged towing eye with jointed ball.

Manual PVC Cover (H cm 30).

MODEL	BODY SIZES cm	VOLUME m ³	TARE Tons	GROSS W. Tons	BRAKE SIZES	TIRES	SPEED Approved** Europe	BODY HEIGHT WITHOUT EXTENSION SIDES cm	BRAKE
ZAM 180 P02A DM5.5	550x255x170	21	5.0	18 + vertical load max 4 Tons	400x120 industrial 10 studs	560/60 R22,5 Flotation Radial New		305	Pneumatic
ZAM 180 P02A DM6.0	600x255x170	22,5	5.3					305	
ZAM 180 P02A DM6.0 SUPER	600x255x195	26	5.6					330	

TWO AXLES

MOTHER REGULATION VERSION

Standard equipments:

Special steel body (4 mm. thick) and Domex (high strength steels) bottom.
Tipping by tractor distributor.

Independent Hydraulic Suspensions SIDRA 12T.

Steering adjuster. Industrial axles with 10 columns.

Automatic brake adjuster.

Rear Light Bar.

PVC mudguards.

Hydraulic watertight rear door.

Hydraulic parking stand. Nr.2 tipping cylinder.

Steering rear axle

Stainless steel tool box. Wheel cap nuts.

Back lights and lateral lights.

Ladder. Self-adjusting levers. Tires with Steel Structure.

Aluminium protection lateral bar

Optionals:

Stainless steel body.

Disc brake.

Aluminium extension sides H 50 cm e H 70 cm.

Hydraulic opening of the front extension side..

Rear tipping operated by gear pump and PTO shaft controlled from driver's seat. Gear pump operated by hydraulic motor.

Rear tipping operated by gear pump and PTO shaft controlled from driver's seat. Gear pump operated by hydraulic motor.

Electro-hydraulic push button panel.

Rear cereal door. LED Lights..

Amortized Drawbar. Kit Monitor/Camera for reversing.

K80 Towing Eye.

F3 Flanged towing eye with jointed ball.

Manual PVC Cover (H cm 30).

Pneumatically operated PVC lateral cover (H cm 10) only with extension,sides

Pneumatically operated PVC lateral cover with rapid-release system and hard structure (H cm 20)



monocoque



MODEL	BODY SIZES cm	VOLUME m ³	TARE Tons	GROSS W. Tons	BRAKE SIZES	TIRES	TIRES on Demand	SPEED approved Europe	TOTAL HEIGHT without extension sides cm	BRAKE
ZAM 180 P02B DM5.5	550x255x170	21	5.3	18 + vertical load max 4 Tons	420x180 industrial 10 studs	560/60 R22,5 Flotation Radial new	600/55 R26,5 Flotation Radial New max width 255 Only with Disk brake		305	Pneumatic
ZAM 180 P02B DM6.0	600x255x170	22,5	5.6						305	
ZAM 180 P02B DM6.0 SUPER	600x255x195	26	5.8						330	

STANDARD COLOURS:
monocolour

- BODY: RED ZACCARIA
- CHASSIS: GREEN
- GREEN JD ● YELLOW ● BLUE NH
- BLACK ● GREY JC246

OPTIONALS:

- Edging Body and Rear Door GREY
- metallic
- personalized

monocoque

Optional:

Approved Rear aluminum underrun bar with double LED lights and dynamic arrows



Optional:

Bolted towing eye F3 with the jointed kneecap bolted hitch



Standard on 60 Km/h version:

Approved Lateral aluminum underrun bar. Stainless steel tool box



Optional:

K80 Towing eye bolted hitch with scharmuller plate.



Independent Hydraulic Suspensions.



Optional:

Hydraulic suspensions with disk brake



Optional: Rear Door with cereal window

Optional: Stainless steel body for grape transport



THREE AXLES

MOTHER REGULATION VERSION

Standard equipments:

Special steel body (4 mm. thick) and Domex (high strength steels) bottom.

Rear tipping operated by gear pump and PTO shaft.

Device for lowering the body controlled directly from the driver's seat.

Parabolic leaf spring suspension.

Industrial axles with 10 columns.

Automatic Brake regulator.

Rear light's bar. PVC mudguards.

Hydraulic watertight rear door.

Hydraulic parking stand. N. 1 cylinder tipping.

Steering front & rear axle.

PVC Tool box.

Tires with Steel Structure.

Back lights and sides marker lights.

Ladder. Self-adjusting levers.

Rear protection bar..

On demand:

Stainless steel body.

Aluminium extension sides H 50 cm e H 70 cm.

Hydraulic opening of the front extension side..

Gear pump operated by hydraulic motor.

Steering adjuster. LED Lights..

Rear cereal door.

Kit Monitor/Camera for reversing.

K80 Towing Eye.

F3 Flanged towing eye with jointed ball.

Manual PVC Cover (H cm 30).

Pneumatically operated PVC lateral cover (H cm 10) only with extension.sides

Pneumatically operated PVC lateral cover with rapid-release system and hard structure (H cm 20)

Electro-hydraulic push button panel.



STANDARD COLOURS: monocolour

- BODY: RED ZACCARIA
- CHASSIS: GREEN ZACCARIA
- GREEN JD ● YELLOW JD ● Blu NH
- BLACK ● GREY JC246

OPTIONALS:

- Edging Body and Rear Door GREY
- metallic
- personalized

MODEL	BODY SIZES cm	VOLUME m ³	TARE Tons	GROSS W. Tons	BRAKE SIZES	TIRES	SPEED approved** Europe	TOTAL HEIGHT without extension Sides cm	BRAKE
ZAM 240 P03A DM70	700x255x170	27	6.7	24 + vertical load max 4 Tons	406x120 industrial 10 studs	560/60 R22,5 Flotation Radial New	40 Km/h	305	Pneumatic

monocoque



THREE AXLES MOTHER REGULATION VERSION

Standard equipments:

Special steel body (4 mm. thick) and Domex (high strength steels) bottom.
Rear tipping operated by gear pump and PTO shaft.

Device for lowering the body controlled directly from the driver's seat.

Independent Hydraulic Suspensions SIDRA 9T and hydraulic front axle lifting.

Steering adjuster.

Industrial axles with 10 columns.

Automatic Brake regulator.

Rear Light Bar. PVC mudguards.

Hydraulic watertight rear door.

Hydraulic parking stand. N. 1 cylinder tipping.

Steering front & rear axle.

PVC Tool box.. Wheel cap nuts.

Back lights and sides marker lights.

Ladder. Self-adjusting levers.

Tires with Steel Structure.

Rear protection bar.

Model Super with central reinforcement.

On demand:

Stainless steel body.

Aluminium extension sides H 50 cm e H 70 cm.

Hydraulic opening of the front extension side.

Gear pump operated by hydraulic motor.

Rear cereal door. LED Lights.

Amortized Drawbar.

Assisted steering system.

Kit Monitor/Camera for reversing.

K80 Towing Eye.

F3 Flanged towing eye with jointed ball.

Manual PVC Cover H 30cm.

Pneumatically operated PVC lateral cover (H cm 10) only with extension sides.

Pneumatically operated PVC lateral cover with rapid-release system and hard structure (H cm 20).

Electro-hydraulic push button panel.

STANDARD COLOURS: monocolour

- BODY: RED ZACCARIA
- CHASSIS: GREEN ZACCARIA
- GREEN JD ● YELLOW JD
- BLACK ● GREY JC246
- Blue NH

OPTIONALS:

- Edging Body and Rear Door GREY
- metallic
- Colours on Demand

MODEL	BODY SIZES cm	VOLUME m ³	TARE Tons	GROSS W. Tons	BRAKE SIZES	TIRES	SPEED approved** Europe	TOTAL HEIGHT without extension Sides cm	BRAKE
ZAM 270 P03A DM7.0	700x255x170	27	7.2	27 + vertical load max 4 Tons	400x120 industrial 10 studs	560/60 R22,5 Flotation Radial New		305	Pneumatic
ZAM 270 P03A DM7.0 SUPER	700x255x195	30	7.5					330	

THREE AXLES

MOTHER REGULATION VERSION

Standard equipments:

Special steel body (4 mm. thick) and Domex (high strength steels) bottom.
Rear tipping operated by gear pump and PTO shaft.

Device for lowering the body controlled directly from the driver's seat.

Independent Hydraulic Suspensions SIDRA 12T e hydraulic front axle lifting.

Steering adjuster.

Industrial axles with 10 columns.

Automatic Brake regulator.

Rear Light Bar. PVC mudguards.

Hydraulic watertight rear door.

Hydraulic parking stand. N. 1 cylinder tipping.

Steering front & rear axle.

Stainless steel tool box. Wheel cap nuts.

Back lights and sides marker lights.

Ladder. Self-adjusting levers.

Tires with Steel Structure.

Rear and side underride aluminum protection bars.

Model Super with central reinforcement.

On demand:

Stainless steel body.

Disc brake.

Aluminium extension sides H 50 cm e H 70 cm.

Hydraulic opening of the front extension side..

Gear pump driven by orbital hydraulic motor.

Gear pump driven by high performance vane motor.

Rear cereal door. LED Lights..

Amortized Drawbar.

Assisted steering system.

Kit Monitor/Camera for reversing.

K80 Towing Eye.

F3 Flanged towing eye with jointed ball.

Manual PVC Cover (H 30 cm).

Pneumatically operated PVC lateral cover (H 10 cm) only with extension sides.

Pneumatically operated PVC lateral cover with rapid-release system and hard structure (H 20 cm).



STANDARD COLOURS:

monocolour

- BODY: RED ZACCARIA
- CHASSIS: GREEN
- GREEN JD ● YELLOW JD
- BLACK ● GREY JC246
- Blue NH

OPTIONALS:

- Edging Body and Rear Door GREY
- metallic
- personalized

MODEL	BODY SIZES cm	VOLUME m ³	TARE Tons	GROSS W. Tons	BRAKE SIZES	TIRES	TIRES on Demand	TIRES on Demand	SPEED approved** Europe	TOTAL HEIGHT without extension sides		BRAKE
										TIRES 22,5"	TIRES 26,5"	
ZAM 270 P03B DM7.0	700x255x170	27	7.5	27 + vertical load max 4 Tons	420x180 industrial 10 studs	560/60 R22,5 Flotation Radial New	600/55 R26,5 Flotation Radial New Width max. 255 Only with Brake disc	650/55 R26,5 710/50 R26,5 Exceptional Vehicle		cm 305	cm 309	Pneumatic
ZAM 270 P03B DM7.0 SUPER	700x255x195	30	7.8							cm 330	cm 334	

monocoque



THREE AXLES MOTHER REGULATION VERSION

Standard equipments:

Special steel body (4 mm. thick) and Domex (high strength steels) bottom.
Rear tipping operated by gear pump and PTO shaft.
Hydraulic tipping system controlled from driver's seat directly from the driver's seat.
Independent Hydraulic Suspensions SIDRA 12T hydraulic front axle lifting.
Steering adjuster. Industrial axles with 10 columns.
Automatic Brake regulator.
Rear Light Bar. PVC mudguards.
Hydraulic watertight rear door.
Hydraulic parking stand. Nr.2 tipping cylinder.
Steering front & rear axle.
Stainless steel tool box. Wheel cap nuts.
Back lights and sides marker lights.
Ladder. Self-adjusting levers. Tires with Steel Structure.
Rear and side underride aluminum protection bars.

On demand:

Stainless steel Body.

New Optional: Disc brake.

Aluminium extension sides H 50 cm e H 70 cm.
Hydraulic opening of the front extension side.
Gear pump driven by orbital hydraulic motor.
Gear pump driven by high performance vane motor.
Electro-hydraulic push button panel.

Assisted steering system.

Rear cereal door. LED Lights.
Amortized Drawbar.
Kit Monitor/Camera for reversing.
K80 Towing Eye.
F3 Flanged towing eye with jointed ball.
Manual PVC Cover (H 30 cm).

Pneumatically operated PVC lateral cover (H 10 cm) only with extension sides.

Pneumatically operated PVC lateral cover with rapid-release system and hard structure (H 20 cm).

STANDARD COLOURS: monocolour

- BODY: RED ZACCARIA
- CHASSIS: GREEN
- GREEN JD ● YELLOW JD
- BLACK ● GREY JC246
- Blue NH

OPTIONALS:

- Edging Body and Rear Door GREY
- metallic
- personalized

MODEL	BODY SIZES cm	VOLUME m ³	TARE Tons	GROSS W. Tons	BRAKE SIZES	TIRES	TIRES on Demand	TIRES on Demand	SPEED approved** Europe	TOTAL HEIGHT without extension sides		BRAKE
										TIRES 22,5"	TIRES 26,5"	
ZAM 270 P03B DM8.0 SUPER	800x255x195	36	8.7	27 + vertical load max 4 Tons	420x180 industrial 10 studs	560/60 R22,5 Flotation Radial New	600/55 R26,5 Flotation Radial New width max. 255 only with disk brake	650/55 R26,5 710/50 R26,5 Exceptional vehicle		cm 330	cm 334	Pneumatic

FOUR AXLES MOTHER REGULATION VERSION

Standard equipments:

Special steel body (4 mm. thick) and Domex (high strength steels) bottom. Rear tipping operated by gear pump and PTO shaft.

Device for lowering the body controlled directly from the driver's seat.

Independent Hydraulic Suspensions SIDRA 9T e hydraulic front axle lifting.

Steering adjuster.

Industrial axles with 10 columns.

Automatic brake regulator.

Industrial light bar. PVC mudguards.

Hydraulic watertight rear door.

Double hydraulic parking stand. Nr.1 tipping cylinder.

1°, 2° e 4° Steering axles.

Stainless steel toll box. Wheel cap nuts.

Back lights and sides marker lights.

Ladder. Self-adjusting levers.

Tires with Steel Structure.

Rear protection bar.

On demand:

Stainless steel body.

Aluminium extension sides H 50 cm e H 70 cm.

Hydraulic opening of the front extension side..

Gear pump driven by orbital hydraulic motor.

Gear pump driven by high performance vane motor.

Electro-hydraulic push button panel.

Rear cereal door. LED Lights..

Amortized Drawbar.

Kit Monitor/Camera for reversing.

K80 Towing Eye.

F3 Flanged towing eye with jointed ball.

Manual PVC Cover (H cm 30).

Pneumatically operated PVC lateral cover (H 10 cm) only with extension sides.

Pneumatically operated PVC lateral cover with rapid-release system and hard structure (H 20 cm).

Rear side underride aluminum protection bars with integrated lights.



monocoque



STANDARD COLOURS: monocolour

- BODY: RED ZACCARIA
- CHASSIS: GREEN
- GREEN JD ● YELLOW JD
- BLACK ● GREY JC246
- BLUE NH

OPTIONALS:

- Edging Body and Rear Door GREY
- metallic
- personalized

MODEL	BODY SIZES cm	VOLUME m ³	TARE Tons	GROSS W. Tons	BRAKE SIZES	TIRES	SPEED approved** Europe	TOTAL HEIGHT without extension sides cm	BRAKE
ZAM 320P04A DM8.0 SUPER	800x255x195	36	10	32 + vertical load max 4 Tons	400x120 industrial 10 studs	560/60 R22,5 Flotation Radial New	40 Km/h	330	Pneumatic

monocoque



FOUR AXLES MOTHER REGULATION VERSION

Standard equipments:

Special steel body (4 mm. thick) and Domex (high strength steels)
Bottom. Rear tipping operated by gear pump and PTO shaft
with device for lowering the body controlled
directly from the driver's seat.

Independent Hydraulic Suspensions SIDRA 12T and hydraulic front axle lifting.

Steering adjuster.
Industrial axles with 10 columns.
Automatic brake regulator.
Industrial light bar. PVC mudguards.
Hydraulic watertight rear door.
Double hydraulic parking stand.
Nr.1 tipping cylinder. **1°, 2° e 4° Steering axles.**
Stainless steel tool box. Wheel cap nuts.
Back lights and sides marker lights.
Ladder. Self-adjusting levers. TIRES with Steel Structure.
Rear and side underride aluminum protection bars.

On demand:

Stainless steel body and painted steel structure.
Aluminium extension sides H 50 cm e H 70 cm.
Hydraulic opening of the front extension side.
Gear pump driven by orbital hydraulic motor.
Gear pump driven by high performance vane motor.
Electro-hydraulic push button panel.

New optional: Disc brake. Assisted steering system.

Rear cereal door. LED Lights.
Amortized Drawbar. Kit Monitor/Camera for reversing.
K80 Towing Eye.
F3 Flanged towing eye with jointed ball.
Manual PVC Cover (H 30 cm).
Pneumatically operated PVC lateral cover. (H 10 cm) only with extension sides.
Pneumatically operated PVC lateral cover with rapid-release system and hard structure (H 20 cm).
Rear and side underride aluminum protection bars with integrated lights.

STANDARD COLOURS: monocolour

- BODY: RED ZACCARIA
- CHASSIS: GREEN
- GREEN JD ● YELLOW JD
- BLACK ● GREY JC246
- Blue NH

NEW OPTIONAL: Disk Brake



OPTIONALS:

- Edging Body and Rear Door GREY
- metallic
- personalized

MODEL	BODY SIZES cm	VOLUME m ³	TARE Tons	GROSS W. Tons	BRAKE SIZES	TIRES	SPEED approved** Europe	TOTAL HEIGHT without extension sides cm	BRAKE
ZAM 320 P04B DM8.0 SUPER	800x255x195	36	10.4	32 + vertical load max 4 Tons	420x180 industrial 10 studs	560/60 R22,5 Flotation Radial New	60 Km/h	330	Pneumatic

FOUR AXLES

MOTHER REGULATION VERSION

Standard equipments:

Special steel body (4 mm. thick) and Domex (high strength Steel) bottom. Rear tipping operated by gear pump and PTO shaft.

Device for lowering the body controlled directly from the driver's seat.

Independent Hydraulic Suspensions and Hydraulic front axle lifting.

Steering adjuster. Industrial axles with 10 columns. Automatic Brake regulator.

Industrial light bar. PVC mudguards.

Hydraulic watertight rear door.

Double parking stands. N. 2 tipping cylinders.

1°, 2° e 4° steering axles.

Stainless steel tool box. Wheel cap nuts.

Back lights and sides marker lights.

Ladder. Self-adjusting levers. Tires with Steel Structure.

Rear and side underride aluminum protection bars.

On demand:

Stainless steel body and painted steel structure.

Aluminium extension sides H 50 cm e H 70 cm.

Hydraulic opening of the front extension side..

Gear pump driven by orbital hydraulic motor.

Gear pump driven by high performance vane motor.

Electro-hydraulic push button panel.

Disc brake. Assisted steering system.

Rear cereal door.

LED Lights.

Amortized Drawbar.

Kit Monitor/Camera for reversing.

K80 Towing Eye.

F3 Flanged towing eye with jointed ball.

Manual PVC Cover (H 30 cm).

Pneumatically operated PVC lateral cover (H 10 cm) only with extension sides.

Pneumatically operated PVC lateral cover With rapid-release system and hard (H cm 20).

STANDARD COLOURS: monocolour

- BODY: RED ZACCARIA
- CHASSIS: GREEN
- GREEN JD ● YELLOW JD
- BLACK ● GREY JC246
- Blue NH

OPTIONALS:

- Edging Body and Rear Door GREY
- metallic
- personalized



monocoque



MODEL	BODY SIZES cm	VOLUME m ³	TARE Tons	GROSS W. Tons	BRAKE SIZES	TIRES	TIRES on Demand	TIRES on Demand	SPEED approved** Europe	TOTAL HEIGHT without extension sides cm	BRAKE
ZAM 360P04B DM	930x255x195	da 40 ³ a 60 ³ m	12	36 + vertical load max 40 Tons	420x180 industrial 10 studs	560/60R22,5 Flotation Radial New	600/55 R26,5 Flot. Rad. new Widht max. 255 only with Disk brake	650/55 R26,5 710/50 R26,5 exceptional vehicle		330 cm TIRES 22,5" 334 cm TIRES 26,5"	Pneumatic

monocoque

**All models from our production
can be equipped with :**

Hydraulic traction

The system consists of piston pump with inclined axle connected to a hydraulic motor with a disengagement, all mounted on the trailer and actived by cardan shaft. The traction is used allowing the vehicle a speed of 1-5 Km/h with the possibility of ENGAGEMENT-DISENGAGEMENT in motion. A remote control, placed inside the driver's cab, enables the whole operation. The hydraulic traction consists in a forward thrust only and allows the driver to change the direction (forward and reverse).

TECHNICAL INFORMATION

- Speed 1-5 km/h
- Engagement-Disengagement whilst on the move
Equipment available for all tractors (even those without a synchronized PTO)
- It can be installed on single or multi-driving axles

**On demand:
ENGINE BREAK DEVICE
FOR DOWNHILL ROAD**

AWARD TECHNICAL INNOVATIONS  **2006**

**TIRES STANDARD
STEEL STRUCTURE
560/60 R22.5**
CEAT - FLOATMAX RT



H - 1240 mm

**on Demand - STEEL STRUCTURE
560/60 R22.5**

BKT-FL693M



H - 1240 mm

MICHELIN
CARGO X-BIB



H - 1240 mm

**on Demand - STEEL STRUCTURE
600/55 R26.5**

BKT-FL693M



H - 1340 mm

MICHELIN
CARGO X-BIB



H - 1340 mm

Maximum external vehicle wheel size 255 cm

**on Demand - STEEL STRUCTURE
650/55 R26.5**

BKT-FL693M



H - 1390 mm

MICHELIN CARGO X-BIB



H - 1390 mm

**on Demand - STEEL STRUCTURE
710/50 R26.5**

BKT-FL693M



H - 1390 mm

MICHELIN CARGO X-BIB



H - 1390 mm

Maximum external vehicle wheel size 280 cm
Requires circulation permit as Exceptional Vehicle

PVC covering system

Flip-Tarp

it is the roofing system with technology winding designed for agricultural use or industrial for rear TIPPING speakers. The ideal solution for having a compartment of load completely free from clutter during loading and unloading operations.



Roll-up cover Flip-Tarp



Flip-Tarp cover with PVC net

PVC lateral cover pneumatically operated

It consists of a winding shaft with very high quality PVC sheet. The control lever comes normally installed in the rear part of the trailer.



standard PVC lateral cover



Side PVC cover with curtain

Manual PVC Covering

mounted on the front of the tub with the minimum overall dimensions towards the driver's cab. Thanks to strong "double crossed rope" system is the reduction of friction on the side pulleys which, with the arches supported by skates in self-lubricating resin, they guarantee a practical and quick maneuverability.



Manual PVC cover mounted on Aluminum extension sides

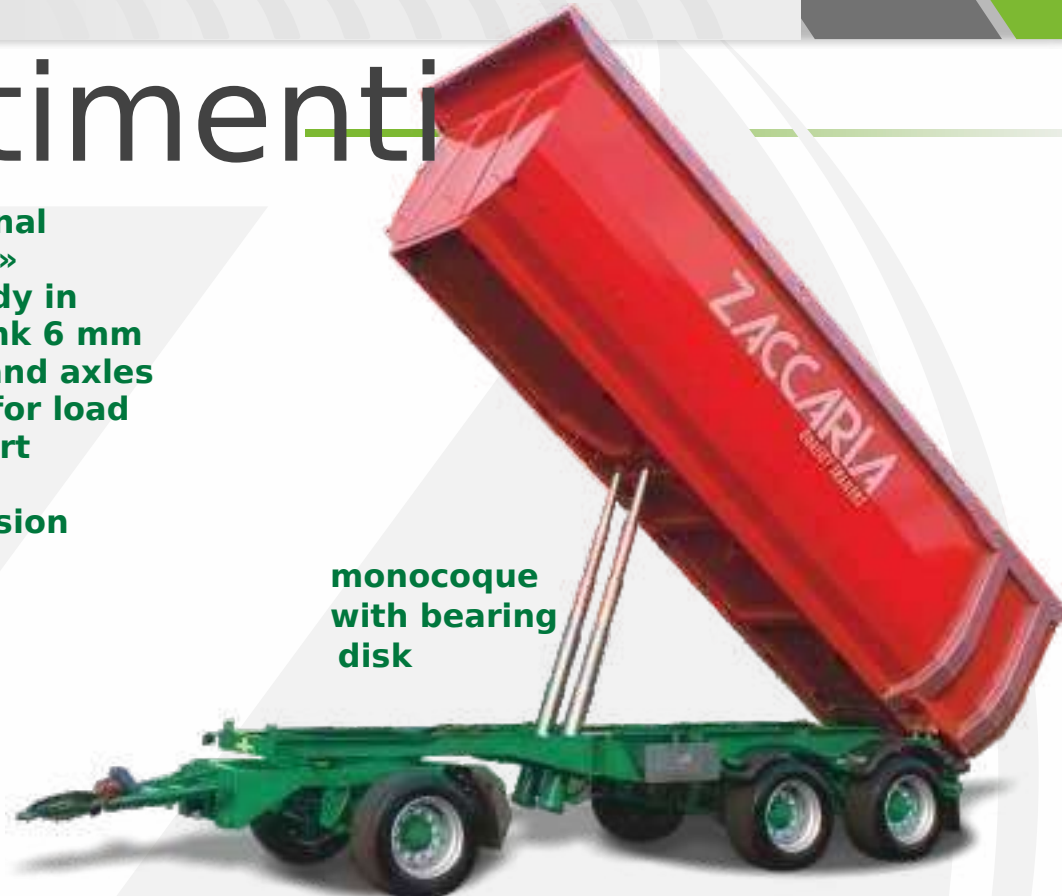


Standard manual PVC Cover

allestimenti



«Professional Equipment»
Special body in "Domex" thk 6 mm structure and axles increased for load earth e inert materials. Also in version operating machine.



monocoque with bearing disk



equipped screw of system ad winch for modify it the inclination e therefore the Height of exhaust. The cochlea is available in in diameters 150 and 200 mm

Hydraulic lateral sides for potatoes



On demand: metallic colours

Discharge capacity: from 300 to 500 Kg per minute. Auger diameter: 150 and 200 mm. Unloading height from the ground: 4.7 m.

range monocoque 2023

ZACCARIA



zaccariarimorchi.com

ZACCARIA

QUALITY TRAILERS



ZACCARIA SRL

Via Enrico Fermi, 350
I - 41055 Montese (Modena) - Italy
Tel. +39 (0)59 981750
Fax: +39 (0)59 982353
www.zaccariarimorchi.com
info@zaccariarimorchi.com



www.facebook.com/zaccariarimorchi



www.linkedin.com/company/zaccaria-srl



www.youtube.com/zaccariatrailer



www.instagram.com/zaccaria_rimorchi

Branches & Warehouse:

I - 41015 Nonantola (Modena)
Via Zuccola, 12 - Italy



Scan the QR CODE
To view
our VIDEO
[zaccaria trailers youtube](https://www.youtube.com/zaccariatrailer)

